

Story PUZZLES

An Open-Ended Writing Center



By Miss DeCarbo

Writing Fun For Everyone!



Place the setting and character cards in separate buckets. Students pull out one card from each bucket to ignite story creativity and launch their writing!

Two Ways to “Write & Play!”

Match the setting pieces to familiar character(s) for stories in which the setting and characters “fit together.”


or

Mix the puzzle pieces up to make the stories as silly, creative, and open-ended as you want!





castle



princess



concert drummer




woods



camper



bakery



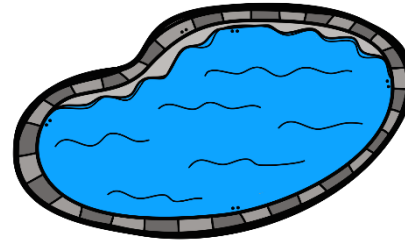
friends




treehouse



boy




pool




friends




house



girl



ocean




mermaid



**birthday
party**




**birthday
girl**




park



detective



pet shop



**bird and
snake**



art class



artist



castle




princess



concert



drummer



woods



camper



bakery



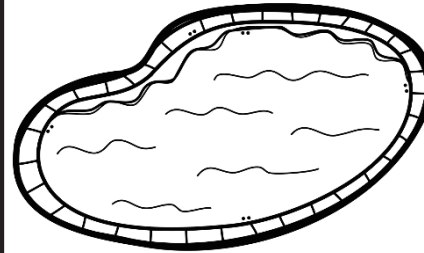
friends




treehouse



boy



pool




friends



house



girl



ocean



mermaid



**birthday
party**




**birthday
girl**




park




detective



pet shop



**bird and
snake**



art class



artist

Labels for Buckets (optional)

Setting



Characters



Setting



Characters



Name _____

Directions: Use your puzzle pieces to illustrate the setting and characters of your story. Then, draw what will happen in the beginning, middle, and end of your story.

setting	characters
----------------	-------------------

beginning	middle	end
------------------	---------------	------------

Name _____


Directions: Use your puzzle pieces to write about the setting and the characters. Then, brainstorm and jot down notes about what will happen in the beginning, middle, and end of your story.


setting	characters

beginning	middle	end

Title: _____

By: _____






Title: _____

By: _____




Four sets of primary writing lines, each consisting of a solid top line, a dashed middle line, and a solid bottom line.



Title: _____

By: _____







Miss DeCarbo's SUGAR & SPICE

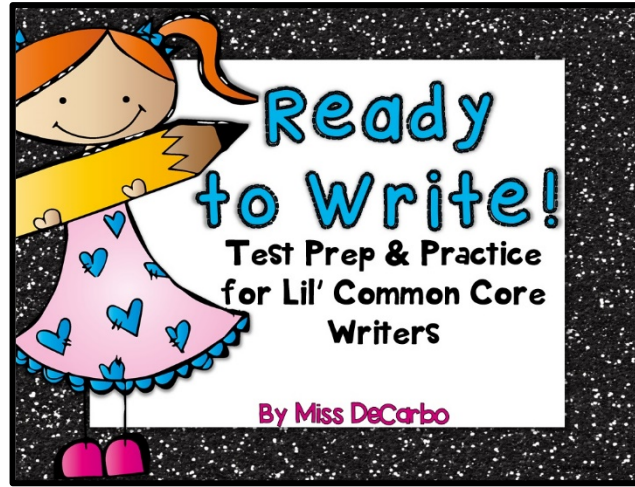
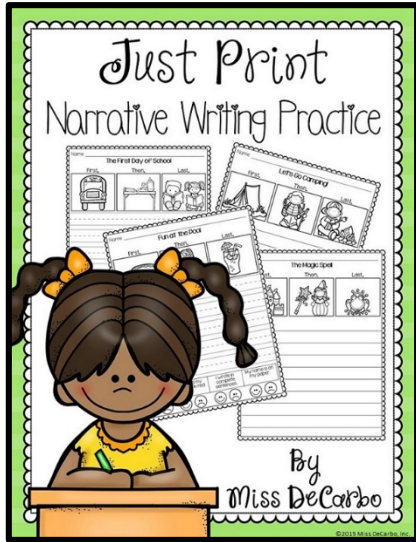


visit my blog for additional ideas and freebies! 😊 www.missdecarbo.com

Happy Learning,
Miss DeCarbo, Inc.

Purchase of this download is for one personal classroom use only. If you wish to share this file with a co-worker or any other person, an additional license is required. Additional licenses are available in my TpT shop at half price. Duplication, or sharing with other classrooms, co-workers, an entire school system, or posting this on any website or blog violates copyright. This includes district and shared servers. You do not have the right to post this file on your blog, website, district website/server, or anywhere online at any time, under any circumstance.

Looking For More Writing Packs?



[Click HERE](#) to Follow Me on TpT!

Miss DeCarbo
★ Following (13,126)
United States - Ohio - Uniontown

★★★★★ 4.0
41,524 votes

Interact at your own risk



Check out my
NO PREP INTERVENTION Binders

MISS DECARBO

**Click the Star
To Get
Notifications
of New Items!**

Clip Art & Font Credits:

Visit Each Artist's Shop By Clicking On The Buttons Below:



Stock photographs from www.shutterstock.com